


# STEPS FOR ONLINE PAYMENT

Open web browser and enter below link in new tab  
<https://www.onlinesbi.com/prelogin/icollecthome.htm>

OR

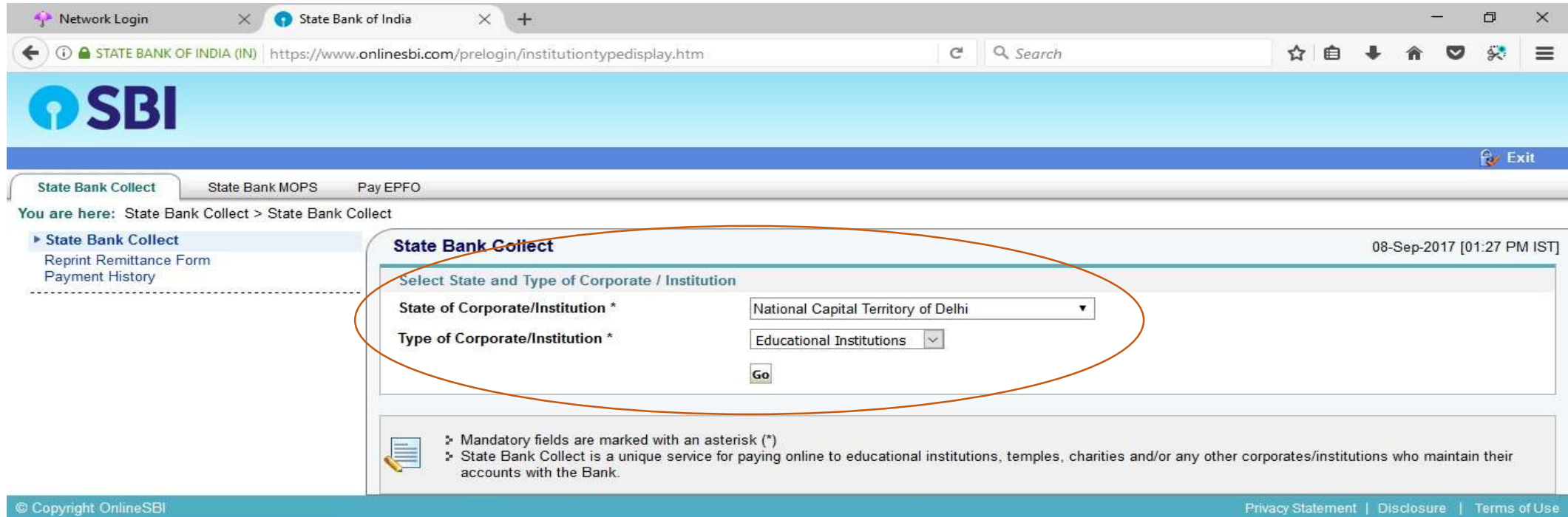
Click link on page 2 of application form as shown below

[Steps for online payment](#) [Click here to pay Application Fee](#) (File e-Receipt must be enclosed with the application form )

<i>Transaction ID</i> (SBCollect Ref. No. )	<i>Date</i> *	<i>Amount</i> *
<input type="text" value="DUxxxxxxxx"/>	<input type="text"/> 	<input type="text" value="0"/>

**SAVE & CONTINUE**

# Enter State and Type as shown below



The screenshot shows the State Bank of India (SBI) online portal. The browser address bar displays the URL: <https://www.onlinesbi.com/prelogin/institutiontypedisplay.htm>. The SBI logo is visible in the top left corner. The page title is "State Bank Collect". The navigation menu includes "State Bank Collect", "State Bank MOPS", and "Pay EPFO". The breadcrumb trail reads "You are here: State Bank Collect > State Bank Collect". The main content area is titled "State Bank Collect" and shows the date and time: "08-Sep-2017 [01:27 PM IST]". The form is titled "Select State and Type of Corporate / Institution" and contains two mandatory fields, both marked with an asterisk (\*):

- State of Corporate/Institution \***: A dropdown menu with "National Capital Territory of Delhi" selected.
- Type of Corporate/Institution \***: A dropdown menu with "Educational Institutions" selected.

A "Go" button is located below the second field. Below the form, there is a section with a document icon and two bullet points:

- ❖ Mandatory fields are marked with an asterisk (\*)
- ❖ State Bank Collect is a unique service for paying online to educational institutions, temples, charities and/or any other corporates/institutions who maintain their accounts with the Bank.

The footer contains the copyright notice "© Copyright OnlineSBI" and links for "Privacy Statement", "Disclosure", and "Terms of Use".

# Select Educational Institution Name as shown below


The screenshot shows the State Bank of India (SBI) online portal. The browser address bar displays "STATE BANK OF INDIA (IN) https://www.onlinesbi.com/prelogin/displayinstitutions.htm". The SBI logo is visible in the top left. The page title is "State Bank Collect". The breadcrumb trail reads "You are here: State Bank Collect > State Bank Collect". The main content area is titled "State Bank Collect" and includes a dropdown menu for "Select from Educational Institutions \*". The selected option is "REGISTRAR, DTU (RECEIPT A/C)". Below the dropdown are "Submit" and "Back" buttons. A note at the bottom of the form states "Mandatory fields are marked with an asterisk (\*)". The footer contains "© Copyright OnlineSBI" and links for "Privacy Statement", "Disclosure", and "Terms of Use".

Select Payment Category as shown below and enter Application No.

State Bank Collect ▾

State Bank Collect / State Bank Collect [Exit](#)

State Bank Collect 11-Oct-2017 [10:47 AM IST]

 REGISTRAR, DTU (RECEIPT A/C)  
BAWANA ROAD, SHAHABAD DAULATPUR, DELHI-110042

Provide details of payment

Select Payment Category \*


-- Select Category --

Reg. Fee For Recruitment of Stenographer  
Miscellaneous Fees from students  
**Reg. Fee for Faculty Recruitment**

© State Bank of India [Privacy Statement](#) | [Disclosure](#) | [Terms of Use](#)

# Fill details and Submit to proceed for payment

**State Bank Collect** 11-Oct-2017 [10:48 AM IST]



**REGISTRAR, DTU (RECEIPT A/C)**  
BAWANA ROAD, SHAHABAD DAULATPUR, , DELHI-110042

Provide details of payment

**Select Payment Category \*** Reg. Fee for Faculty Recruitr

**Application No. \*** 2001019

**Amount \*** --Select Amount--

**Remarks**

--Select Amount--


1000

500

- Candidates are advised to pay Rs.1000/- in case of General/OBC and Rs.500/- in case of SC/ST/PH category.
- Submitted fee is not refundable.

Please enter your Name, Date of Birth (For Personal Banking) / Incorporation (For Corporate Banking) & Mobile Number.  
This is required to reprint your e-receipt / remittance(PAP) form, if the need arises.

**Name \***

**Date of Birth / Incorporation\***  

**Mobile Number \***

**Enter the text as shown in the image \***  E2423